



















	Monday	Tuesday	Wednesday	Thursday	Friday
<p>9am</p> <p><u>Literacy or Guided Reading</u></p> 	<p>Literacy</p> <p>Reading our new class text and drawing Mrs Armitage's inventions.</p> 	<p>Literacy</p> <p>Using apostrophes for possession.</p> 	<p>Literacy</p> <p>Writing a description of Mrs Armitage's bike using apostrophes for possession.</p> 	<p>Guided reading</p> <p>Answering questions about our class text.</p> 	<p>Guided reading</p> <p>Using what we know to make inferences.</p> 
<p>10.30am</p> <p><u>Maths</u></p> 	<p>Maths:</p> <p>Adding equal groups.</p> 	<p>Maths:</p> <p>Calculating by counting in groups.</p> 	<p>Maths:</p> <p>Solving multiplication word problems.</p> 	<p>Maths:</p> <p>Pictorial representations for multiplication.</p> 	<p>Maths:</p> <p>Switchers for multiplication.</p> 
<p>1pm</p> <p><u>Wider Curriculum</u></p> 	<p>History:</p> <p>Writing an advert for a Victorian car.</p> 	<p>Design and Technology:</p> <p>Looking at how transport moves. Then designing a transport scene.</p> 	<p>Design and Technology:</p> <p>Creating a background and pictures for our transport scene.</p> 	<p>Design and Technology:</p> <p>Making mechanisms for our transport scene.</p> 	<p>Jigsaw:</p> <p>Goals for the future.</p> 

Look on Seesaw for links to phonics and reading activities.



